

EQUIPMENT



myfog

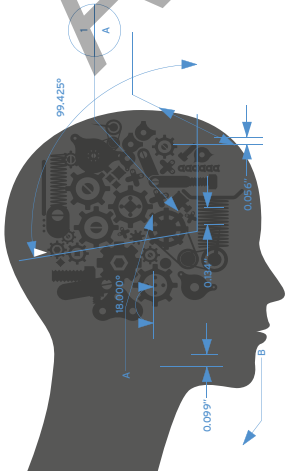
MIST GENERATOR FOR AIRFLOW VISUAL TESTING IN CLASSIFIED ENVIRONMENTS AND LAMINAR FLOW CABINETS

DESCRIPTION

According to the ISO 14644-3 Annex B7 International Standard, airflows in all classified environments of any ISO class should be visually verified every 24 months. Among the listed methods, the generation of tracers that clearly visualise speed and direction of the airflows, is suggested.

The test is carried out in the areas of interest by taking pictures of the airflows made visible by the fog during “at rest” conditions (with no personnel present and no equipment in use).

The purpose of this type of test is to verify and certify that the airflow devised and installed to protect the critical areas is working efficiently.



APPLICATIONS

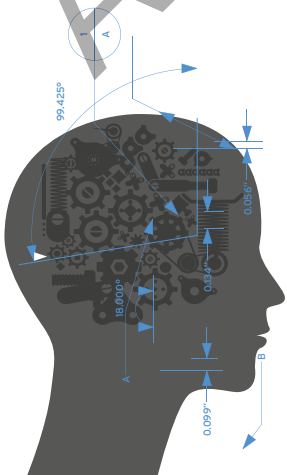
- Visualisation of airflow directions in:
 - classified environments
 - laminar flow areas (e.g.: liquid filling machines in asepsis)
 - weighing stations (e.g.: powder weighing and sampling)
 - laminar flow cabinets
- Balancing pressures between rooms (visual indication)
- Identification of air stagnation pockets
- Personnel training

BENEFITS

- It works with WFI only
- Cold mist generation (no warm-up required)
- No gas supply or consumables required
- Compact design
- Dedicated and innovative firmware
- Remote control, including start-stop, mist speed and intensity adjustment
- CE mark
- Castors available (optional)
- Sturdy carrying case with castors for easy transport

MULTIFUNCTION TOUCH SCREEN DISPLAY

- 2.8" (7 cm) color TFT w/touch screen
- Water level visualisation with status indication
- Temperature monitoring and diagnostics with graphic visualisation
- Automatic transducers management to maximise ultrasound life span
- Mist intensity adjustment
- Fan speed adjustment (mist speed adjustment)
- Quick start and stop
- Monitoring activities: machine working hours, mist generation and functioning hours of each piezoelectric transducer
- Diagnostics of piezoelectric transducers
- Alarms diagnostics display
- Password protected service and diagnostics menu
- Pause mode
- Cycle reset in case of power failure or pause mode
- Remote control
- Buzzer



ACCESSORIES


AM11222 - Multi-nozzle rigid tubing

This useful accessory allows a uniform distribution of the generated mist along the whole length of the tube. Specially designed nozzles ensure a constant output speed and a constant quantity of dispensed fog. The tubing can be divided into two sectors to facilitate transportation.



AM1123 - Stand with castors

The basement is provided with magnets that fix MyFog during movement.



AM1124 - Tripod with support

The Tripod allows to put the PVC flexible tubing very close to the area under examination. Furthermore, thanks to the tripod the operator can leave the room and manage the machine using the remote control.



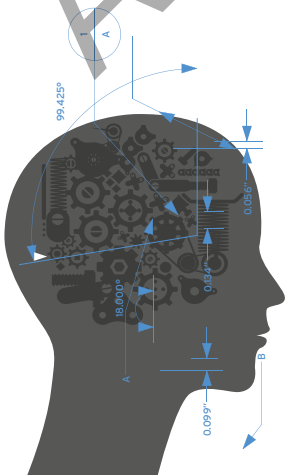
AM1125 - Flexible tubing 41 mm diameter

The flexible tubing with 41 mm diameter allows the airflow to be directed to working areas difficult to be reached.



AM1126 - Extension for multi-hole rigid tubing

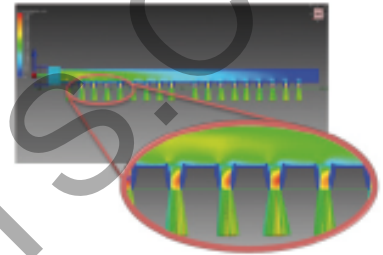
The extension for multi-hole rigid tubing allows to increase the length of the rigid tubing.





FOG SPEED TEST

The picture shows how the speed of the fog remains constant despite the variation of pressure along the tube, caused by the distance from the entry point of the tube.



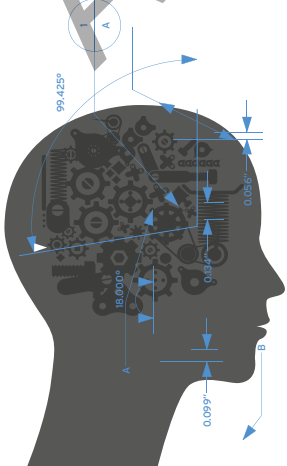
DOCUMENTATION AND REFERENCE GUIDELINES

MyFog comes with an operating manual that contains:

- proper use procedures
- regular maintenance procedures
- CE certificate of conformity

Rules and reference guidelines:

- 1999/05/CE on radio equipment and telecommunications terminal equipment
- EN 61010:2010



18

12V, IP68

2.8" full color TFT w/touch screen

AISI 304 SS, aluminium and ABS

up to 15000 hrs

5 to 20 m³/hour (3 to 12 CFM)

3.5 mt

From 45 min to 90 min

3.3 mt x Ø80 mm (10 ft x Ø 3.50 in), PVC

328 x 430 x 358 mm (L x H x P)
12.9 x 16.9 x 14 in (L x H x P)

19.5 Kg

230V, 50 Hz - 550 W

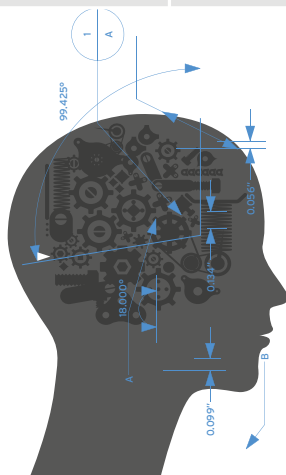
PRODUCTS

MyFog mist g

Includes:

- AM1120 Fle
- AM1121 Ca
- Remote Co

ACCESSORIES AND SPARE PARTS



AM Instruments Srl
2 Limbiate MB - Italy
tel. +39 028728921
aminstruments.com

AM Instruments Srl
Via Isonzo 1/c 20812 Limbiate MB - Italy
tel. +39 028728921
aminstruments.com